

OOPS! ALARMISTS' PREDICTIONS WRONG—AGAIN

By Michael S. Coffman, Ph.D.

You may remember newspaper headlines and TV news stories last spring. They warned that the Arctic ice cap would likely disappear in 2008 for the first time in recorded history. The entire global-warming community was abuzz with excitement, salivating in the blogosphere at the prospect of having another bombshell to drop on the world when ice disappeared in the Arctic. They were wrong. It never happened.

The Arctic ice cap has been gradually retreating every year since 1979, when satellite technology could finally measure it accurately. By the winters of 2005 and 2006, it had retreated by almost 23 percent from 1979. Then, in 2007, the bottom fell out. The Arctic ice cap retreated by over 50 percent (down to 2.85 million square miles) from 1979. This led to the wild predictions that 2008 would see it disappear altogether.

piled up to eight feet deep in the Midwest and snow fell on London for the first time in decades. This was followed by approximately eight inches of snow falling on December 11 in southern Louisiana and Mississippi—the earliest and the most snow on record. Blizzards unheard of for decades swept across the northern plains in December and Europe had record snowfalls.

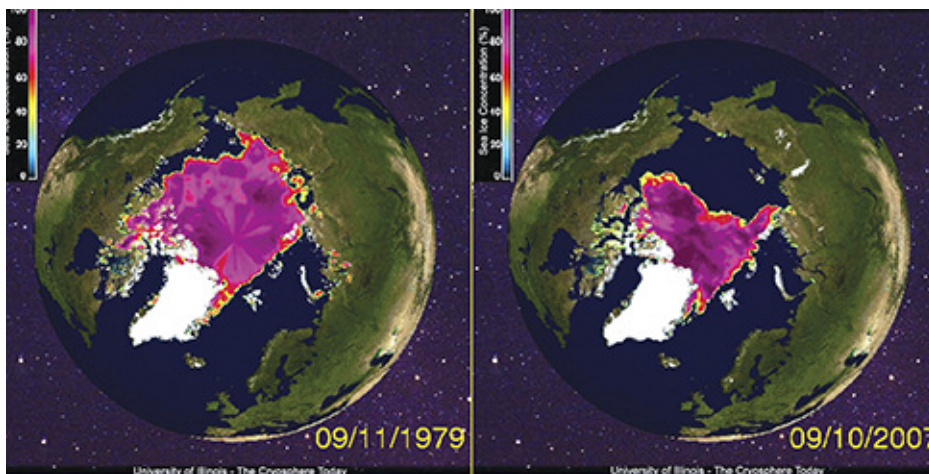
The Arctic is not the only place that's showing signs of intensifying cold. While the Arctic ice cap showed record retreat in 2007, the Antarctic showed record growth of sea ice, called extent, surrounding the continent that same year. Even the volcanically active Antarctic Peninsula was almost completely ice-bound. The cruise ship Explorer struck submerged ice just off the northwest tip of the peninsula on November 23, long after the point in the year when the larger icebergs have typically melted. While none of the 156

the relentless increase in earth's temperature resulting from unsustainable human use of fossil fuel. That is what the global-warming alarmists are claiming. Their rhetoric has become increasingly shrill this past year as prediction after prediction have proven false. That the temperature has begun to warm, they claim, merely proves their point.

In spite of the told-you-so proclamations of late-year warming by the alarmists, 2008 was still the coldest since 2000. Unbiased observers are beginning to ask why it is that the alarmists claim that every change in the weather, even earthquakes, is caused by global warming. If the earth warms to near record levels in one year, as occurred in 2005, alarmists claim it is proof of global warming. If the earth cools and it snows in places that have not seen snow for several decades, this, too, is somehow caused by global warming. Alarmists cannot have it both ways. Global cooling cannot be caused by man-caused global warming.

No one, not even the alarmists, knows what is going to happen in the months and years ahead. However, an increasing number of scientists are saying man is not responsible for the warming during the last half of the 20th century. As already reported in *RANGE*, over 31,000 scientists in the United States signed a petition in May 2008 affirming that "there is no convincing scientific evidence that human release of carbon dioxide, methane, or other greenhouse gases is causing or will, in the foreseeable future, cause catastrophic heating of the earth's atmosphere and disruption of the earth's climate." More than 9,000 of these scientists have Ph.D.s in a field that gave them expertise to properly evaluate the data. Amazingly, 31,000 scientists is almost double the number who signed the same petition in 2001.

Even more persuasive, 650 scientists with Ph.D.s directly involved in climate research have signed on to the U.S. Senate Minority Report. The report was given to the U.N. Conference of the Parties for the Framework Convention on Climate Change held in Poland in December 2008. This 231-page report harshly criticizes the fundamental assumption that greenhouse-gas emissions are the primary cause of global warming in the last quarter of the 20th century. This is 12 times more scientists than the 52 who were directly involved in writing the 2007 U.N. Intergovernmental Panel on Climate Change's so-called "consensus" Summary for Policy Makers. It turns out that an analysis of this consensus of 2,500 scientists popularly

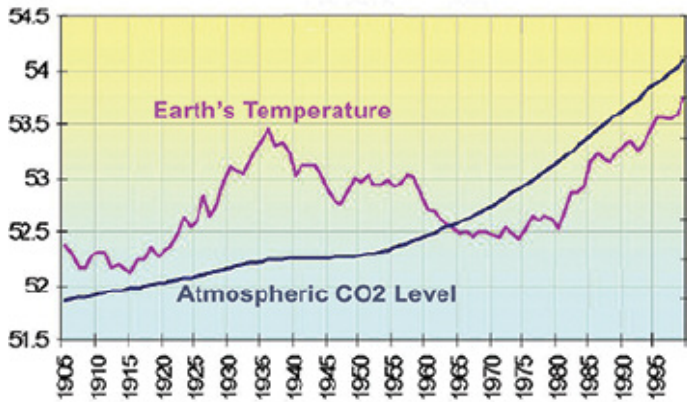


Purple represents sea ice (Arctic ice cap). The lighter the color, the thinner the ice. The maximum melt (retreat) in 1979 was minimal. It had retreated by nearly 40 percent by 2007 (right). Recent research shows, however, that the dramatic retreat in 2007 was due more to freak winds and ocean currents than to global warming. PICTURE FROM THE CRYOSPHERE TODAY, UNIVERSITY OF ILLINOIS.

Unquestionably, the retreating ice cap did not follow the alarmists' predictions for 2008. It retreated to 4.52 million square miles, which is 9.5 percent less than the record retreat of 2007. That is not great improvement, and one year does not make a trend. Yet the ice started re-forming in early September 2008, weeks before it did in 2007, and re-formed at a much faster rate during September and October than even the 1979-2000 average. During these same months, snow

passengers and crew was injured, it represented yet another sign of a cooling earth.

As most readers of *RANGE* understand, the earth has not warmed statistically since 1998 and, in truth, began cooling in 2001. It cooled dramatically in 2007 and early 2008, but seemed to be warming again during August through November 2008. This variability illustrates the difficulty of forecasting climate. If the warming continues, then the cooling since 2001 is merely a perturbation in



The earth cooled from 1935 to 1976 when CO₂ was rapidly increasing, exactly the opposite of the greenhouse gas theory. Because of this, the correlation coefficient was poor, meaning there is very little relationship between CO₂ and temperature. SOURCE: JOSEPH D'ALEO, ICECAP.

reported is patently false. Actually, only 52 wrote the summary and, of those, only four agreed with the entire report. The more a person digs into the alleged data supporting man-caused global warming, the more it turns out that it is based on little more than hot air, data manipulation, or computer models using disproven algorithms.

What is, perhaps, the clearest evidence that nature, not man, caused the 20th century warming is the discovery that the oceans are playing a far greater role than previously rec-

ognized. The tropical El Niño and La Niña phenomena have been well known since the early 1900s, but their significance was not realized until the late 1900s. As scientists began to appreciate the impact of each event on climate across the world, they also began to notice there was a larger oscillation within which

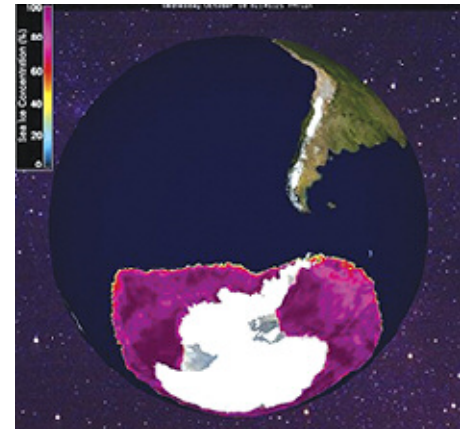
Los Niños and Las Niñas occurred, extending well beyond the tropics. By 1997, scientists had named them the Pacific Decadal Oscillation (PDO) and the Atlantic Multidecadal Oscillation (AMO).

Like El Niño and La Niña, the PDO and AMO have warm and cold cycles. While Los Niños and Las Niñas last only a few months or years, the PDO usually lasts between 15 and 30 years; the AMO, 20 to 40 years.

Scientists still do not understand what

causes the PDO and AMO, nor do they know if the relatively high correlation between the two and earth's temperature is a direct cause-and-effect relationship, or whether there is yet another factor that directly affects both the PDO/AMO and temperature. It may be both.

A growing number of scientists suspect that the driving force is the sun. They have learned that CO₂ is not the primary driver of climate change. To many alarmists, however,



2007 record Antarctic sea ice extent. The maximum sea ice extent surrounding Antarctica (purple) has been slowly expanding since 1979, as has the overall continental ice cap itself. PICTURE FROM THE CRYOSPHERE TODAY, UNIVERSITY OF ILLINOIS.

TWILIGHT ZONE to LUNACY

One step away from regulating the air you breathe.

By Michael S. Coffman, Ph.D.

During my numerous speeches during the 1990s, I used to joke to audiences that the government would eventually regulate your right to breathe because you exhale carbon dioxide. I got big laughs at the time. The laughing has stopped and shock is setting in. We are now one step away from exactly that happening, if the Environmental Protection Agency's (EPA) Advance Notice of Proposed Rulemaking (ANPR) is implemented.

ANPR would threaten an economy-wide regulation of human activity, from homeowners' garden tools to industrial factories. All forms of transportation are covered by ANPR, including airplanes, ships, railcars, and automobiles. Ben Lieberman, senior policy analyst at the Heritage Foundation, warns that "ANPR is nothing less than the most costly, complicated, and unworkable regulatory scheme ever proposed." It would give the government almost total control over our lives and economy.

To be fair, the EPA did not want this authority. It was forced on them by the Supreme Court in *Massachusetts v. EPA*. The suit asked the Court whether carbon dioxide (CO₂) was a pollutant, and if the EPA had the right to regulate CO₂ and other greenhouse gas emissions from new cars.

In what will likely go down as one of the most insane Supreme Court decisions—if modern civilization survives long enough to record it—the Court ruled in 2007 that CO₂ is covered by the Clean Air Act's capacious definition of "air pollutant." In its 5-4 decision, it said CO₂ threatens the earth itself through global warming. Furthermore, the Court ruled that by not regulating all CO₂ emissions, the EPA was violating the law. Instantly CO₂—one of the basic gases necessary for life on earth—was declared a pollutant by five allegedly intelligent people who were appointed to guide the nation wisely.

Now backed into a corner, the EPA released the Advance Notice of Proposed

Rulemaking on July 11, 2008. It declares carbon dioxide a dangerous pollutant to be regulated. The EPA took 18,094 pages to detail how it plans to regulate CO₂ in the United States. If stacked in a single pile, the ANPR document would be six and a half feet high.

Lieberman further laments that:

- Under ANPR, nearly every product, business and building that uses fossil fuels could face requirements that border on the impossible.

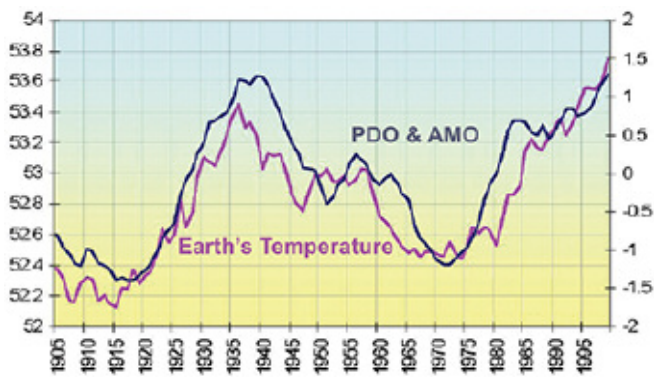
- The overall cost of this agenda would likely reach well into the trillions of dollars while destroying millions of jobs in the manufacturing sector.

- The ANPR is clearly not in the best interests of Americans, and the EPA should not proceed to a Notice of Proposed Rulemaking and final rule based upon it.


- The cumulative gross domestic product losses for 2010-2029 will approach \$7 trillion.

- Single-year losses would exceed \$600 billion in 2029, more than \$5,000 per household.

- Job losses are expected to exceed 800,000 in some years, and exceed at least 500,000 from 2015 through 2026 (note that these are net job losses, after any jobs created by compliance with the regulations—so-called green



LEFT: When the Pacific Decadal (PDO) and Atlantic Multidecadal Oscillations (AMO) are correlated with earth's temperature, the correlation coefficient of the two variables are significantly related. **SOURCE:** JOSEPH D'ALEO, ICECAP. **RIGHT:** A growing number of scientists believe the sun is ultimately responsible for global warming and cooling. The sun has an 11-year cycle which starts being very inactive, peaks in the middle with violent solar flares, coronal mass ejections and sunspots before becoming quiet again at the end of the cycle. When it is quiet, the earth tends to cool. When active, the earth warms, not because of increased solar irradiance, but because of increased solar winds which have a great effect on earth's climate. **SOURCE:** NASA.



will become extinct, all because of CO₂ emissions. They will continue their cry that, unless onerous carbon cap-and-trade schemes are passed soon, it will be too late and earth will be doomed.

its. Billions of dollars are at stake. For still other alarmists, the ruse is a means of creating one more tentacle of global governance, controlling the activities of all humanity at the global level.

Regardless of their motives, the Obama administration has promised that his first priority, along with solving the financial crisis, will be to reduce carbon emissions by 15 percent by 2020, and another 80 percent by 2050. The Environmental Protection Agency has already written a plan (see "Twilight Zone to Lunacy," on page 53) that will suck trillions of dollars out of our economy with absolutely no scientific justification whatsoever. ■

man-caused global warming has become a religion and all the facts in the world will never convince them otherwise. They will continue to chant that the Arctic ice cap is destined to disappear and that the polar bears

They will continue to be wrong about their predictions.

For other alarmists, man-caused global warming is a means to making a fast buck selling newspapers or airtime or carbon cred-

TWILIGHT *(Continued)*

jobs—are taken into account).

- Hardest hit would be manufacturing jobs, with losses approaching three million.

- Particularly vulnerable are jobs in durable manufacturing (28 percent job losses); machinery manufacturing (57 percent); textiles (27.6 percent); electrical equipment and appliances (22 percent); paper (36 percent); and plastics and rubber products (54 percent).

The U.S. Chamber of Commerce notes that the EPA currently issues permits to 15,000 businesses under the Clean Air Act. ANPR would expand those businesses needing permits to:

- One million mid- to large-sized buildings, including 10 percent of all churches, 20 percent of all food-service businesses, half of the buildings in the lodging industry, and 92,000 health-care facilities.

- 200,000 manufacturing operations.

- 20,000 large farms having more than 25 milk cows, 50 head of cattle, 200 hogs or 500 acres of corn. Why cows and pigs? They fart methane, which is a greenhouse gas 20 times

more potent than CO₂.

The Department of Agriculture concluded in its initial review of ANPR: "These operations [affected farms] simply could not bear the regulatory compliance costs that would be involved." Indeed, no industry could. No family could. It ultimately means the potential deindustrialization of the United States.

If implemented, ANPR would require an army of on-the-ground EPA regulators. Maybe that is what President-elect Obama meant when he said after the elections that one of his top priorities is to implement controls on carbon emissions "that would create five million new green jobs that pay well and cannot be outsourced." There would certainly be no other way to create jobs. Yet, Obama claimed such action would "transform our industry and steer us out of this economic crisis." He did not say how he plans to save our industries after they go bankrupt.

Barack Obama told the American people during his campaign for president that he would declare CO₂ to be a dangerous pollutant and would take immediate action to implement the EPA's new rules upon taking office on Jan. 20, 2009. If he does, it will prove he is as incredibly naive as his accusers claim,

and has no real intention of ever solving the financial crisis.

A growing majority of scientists now know that 20th century global warming was not caused by CO₂ (see "Oops," page 52), so carbon dioxide is not, nor ever was, a dangerous pollutant. None of the proposed draconian laws or regulations to control carbon dioxide is justified, including ANPR. By passing and implementing them, we are leaving the twilight zone and entering into the realm of pure lunacy. Or, more likely, we are tying the final knots to global governance, where all human activity is controlled by an unaccountable global bureaucracy. For that to happen, all that would be required is transfer of the decision-making power from unaccountable EPA bureaucrats to even-more-unaccountable global bureaucrats. That could be easily done with the ratification of the U.N.'s International Covenant on Environment and Development. The treaty has already been written. ■

Dr. Coffman recently produced a new DVD called "Global Warming, Emerging Science and Understanding," specifically for middle- and high-school classrooms. It can be found at www.globalwarmingclassroom.info.